

# OM-AC1 Toilet accessory

Used with  **OMNIGene®-GUT**


## USER INSTRUCTIONS

This toilet accessory is used with OMNIGene®-GUT kit to facilitate collection of fecal samples.

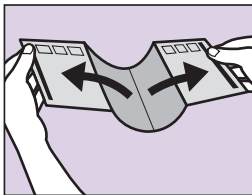
**Caution:** Do NOT allow toilet water, urine, detergent or fragrance to come in contact with this toilet accessory.

**Storage:** 15°C to 25°C

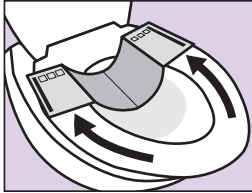
### Procedure:



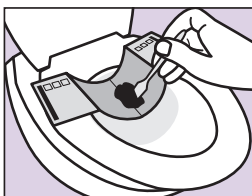
- 1 Two toilet accessories are provided in the event that you are unable to collect a sample on the first attempt.



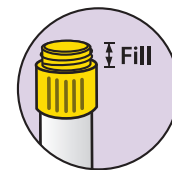
- 2 Carefully peel open edge with ▲; repeat for edge with ■.



- 3 Attach adhesive surface of accessory to **BACK of toilet seat** with adhesive close to the outer edge of the seat and press firmly.



- 4 Collect fecal sample following OMNIGene®-GUT user instructions.



- 5 Drop used accessory into toilet. Wait 1 minute for paper to become soft, then flush. Alternatively, discard in garbage.

1 minute

**DNA genotek**



OM-AC1 is made in Netherlands for DNA Genotek Inc.  
3000 - 500 Palladium Drive  
Ottawa, ON, Canada K2V 1C2

*Superior samples*  
*Proven performance*

Toll-free (North America): 1.866.813.6354  
Tel: +1.613.723.5757 • Fax: +1.613.723.5057  
info@dnagenotek.com  
www.dnagenotek.com

\*OMNIGene is a registered trademark of DNA Genotek Inc.

Some DNA Genotek products may not be available in all geographic regions, contact your sales representative for details. All DNA Genotek protocols, white papers and application notes, are available in the support section of our website at [www.dnagenotek.com](http://www.dnagenotek.com).

Patent ([www.dnagenotek.com/legalnotices](http://www.dnagenotek.com/legalnotices))  
© 2017 DNA Genotek Inc., a subsidiary of OraSure Technologies, Inc., all rights reserved.  
PD-PR-00684 Issue 1/2017-05

