

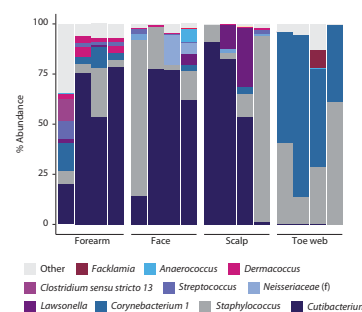


Snapshot the skin microbiome

Validated collection method for an unbiased representation of the skin bacterial and fungal communities at time-of-collection

OMNIGENE™.SKIN device is an all-in-one system for the collection, stabilization, storage and transportation at ambient temperature of microbial DNA from dry, wet and sebaceous skin samples.



Dedicated method optimized for bacterial and fungal profiling of low microbial biomass skin samples



User-friendly and versatile

At-home collection for all skin types (dry, wet and sebaceous).

Convenient and cost effective

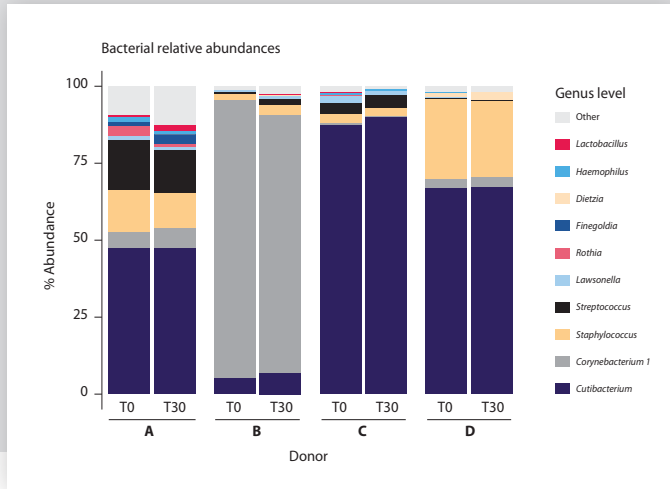
Eliminate the need for freezer storage and cold-chain transport.

Consistent DNA yield, low contamination

Compatible with qPCR, 16S, ITS2 and whole genome sequencing.

Unlocking a new frontier for skin microbiome research and skin health.

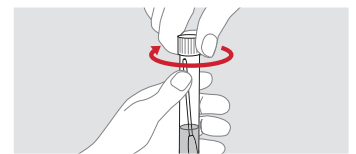
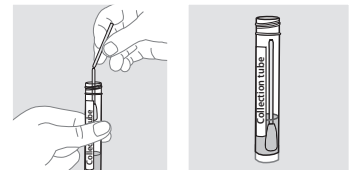
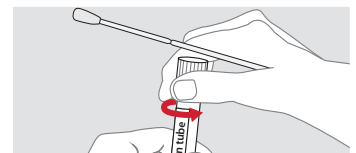
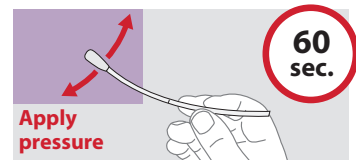
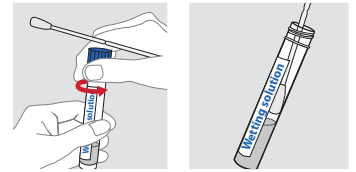
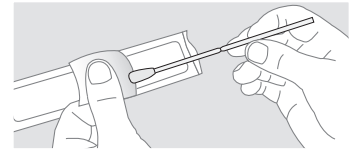
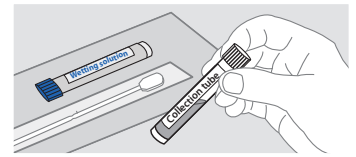
Accurate and unbiased microbial profiles



A true snapshot

Capture an unbiased view of the relative abundance of the skin microbial community at time-of-collection while maintaining sample integrity for **30 days** at room temperature.

Relative abundance bar plots representing % abundance for top 10 genus-level classifications generated by amplification of the V3-V4 region of the 16S rRNA gene on sample extracted at baseline (T0) and 30 days (T30).



Specifications and attributes

Volume of stabilizing solution	1 mL
Optimized for bacteriome and mycobiome profiling	✓
Freeze-thaw and temperature fluctuation stability	-20°C to +50°C
Validated for 16S, ITS2 and whole genome sequencing ¹	✓
Microbiome profile stability at room temperature	30 days
Suitable for all skin types (dry, wet and sebaceous)	✓
Low-bioburden collection components	✓

Packaged product:

Dimensions: 23 cm x 7.8 cm x 2.1 cm
Weight: 20.4 g

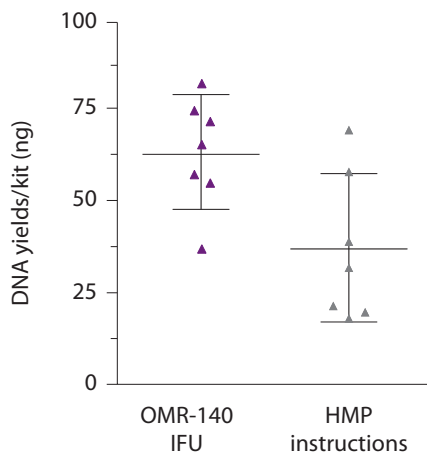
Collection device:

Collection tube height: 8.3 cm
Wetting solution tube height: 8.3 cm
Tube diameter: 13 mm
Cap diameter: 16 mm

Storage conditions:

Pre-collection:
15°C to 25°C (59°F to 77°F)

Optimal capture and release of low microbial biomass skin samples



Clear, concise instructions favor higher DNA yield and successful sample collection to sufficiently power your study.

Paired face samples (left/right) were collected using OMNIGENE™-SKIN devices following our optimized Instructions for Use (IFU) or HMP's standard collection instructions (Human Microbiome Project protocol for skin).

For full collection instructions, visit www.dnagenotek.com



Collection instructions



Wetting solution, OMNIGENE™ collection tube and swab

¹DNA Genotek, internal validation

Some DNA Genotek products may not be available in all geographic regions. OMNIGENE-SKIN is For Research Use Only, not for use in diagnostic procedures.

OMNIGENE and DNA Genotek are trademarks of DNA Genotek Inc., registered in various jurisdictions. All other brands and names contained herein are the property of their respective owners.