

Benefits

- Improve patient care and compliance with painless, non-invasive sample collection
- Eliminate phlebotomy costs
- Ideal for use with children or patients that will not comply with blood collections
- Increase efficiency, minimize sample handling and reduce handling errors with a compatible format for high-throughput processing
- Sample remains stable for years at room temperature, reducing transportation and storage costs
- Sample can be mailed using the standard postal system
- DNA from saliva is equivalent to DNA from blood for downstream applications

Collection method comparison

Attributes	Blood collection	Oral collection		
	Venous blood	Mouthwash	Buccal swabs	Oragene-DNA (OG-500)
Non-invasive collection	✗	✗	✓	✓
Standardized format for high-throughput processing	✓	✗	✗	✓
Specimen stability at room temperature	Days	Weeks	Days	Years
Low bacterial content	✓	✗ [†] (up to 60% bacterial content)	✗ [†] (up to 90% bacterial content)	✓ [†] (median 11.8% bacterial content)
Median DNA yield	30 µg	35 µg	2 µg	110 µg
Sample size	1 mL	10 mL [‡]	1 swab	2 mL
Molecular weight	> 23 kb	> 23 kb	< 23 kb	> 23 kb
Shipping at ambient temperature	✗	✓	✓	✓
Full customization available	✗	✗	✗	✓

[†] Birnboim, H.C., Iwasio, R.M. and James, C.M.P. (2008). Human genomic DNA content of saliva samples collected with the Oragene self-collection kit. DNA Genotek. PD-WP-011.

[‡] Volume of mouthwash used for sample collection.

Kit contents



Oragene®-DNA is not available for sale in the United States. Some DNA Genotek products may not be available in all geographic regions.

*Oragene is a registered trademark of DNA Genotek Inc. All other brands and names contained herein are the property of their respective owners. Patent (www.dnagenotek.com/legalnotices)

Product specifications

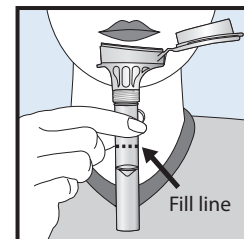
Pre-use with packaging:

Dimensions: 14.0 x 8.0 x 2.8 cm
Weight: 39 g
Shelf-life: 30 months

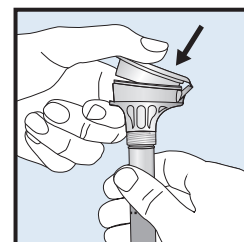
Post sample collection specifications

Standard false bottom tube:
Tube diameter: 16 mm
Tube height (without cap): 93 mm
Stability: Years


Easy collection



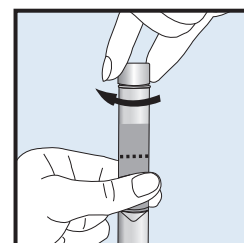
Spit until the amount of saliva (not bubbles) reaches the fill line.



Close lid tightly by pushing down hard on the funnel lid until you hear a loud click.



Unscrew the funnel from the tube.



Close tube tightly with small cap. Shake for 5 seconds.