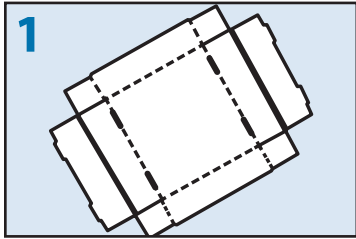


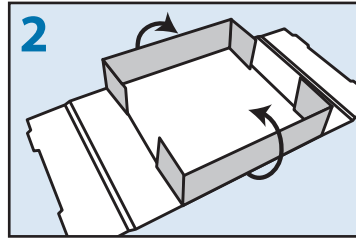
# Storage box folding instructions

Catalog number: SO-1

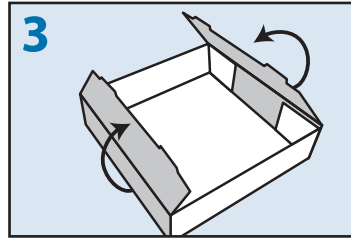
## Box lid



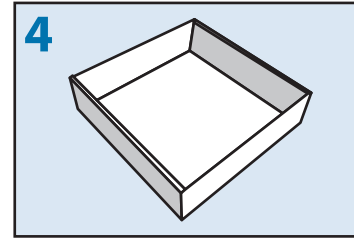
1. Place lid upside down on a flat surface.



2. Fold opposite sides up and tabs in.

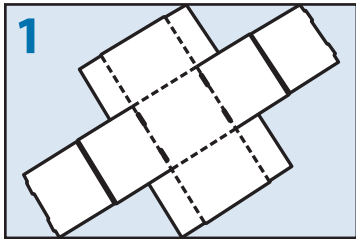


3. Fold the remaining sides up and over, locking them into place.

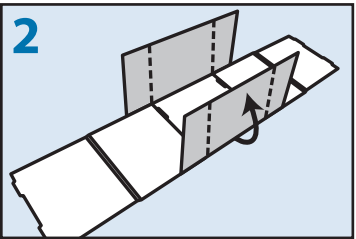


4. Picture of folded lid.


## Box



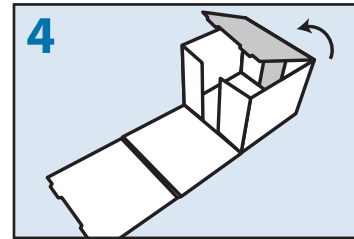
1. Place box upside down on a flat surface.



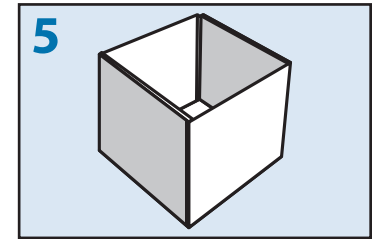
2. Fold opposite sides up.



3. Fold the tabs in.



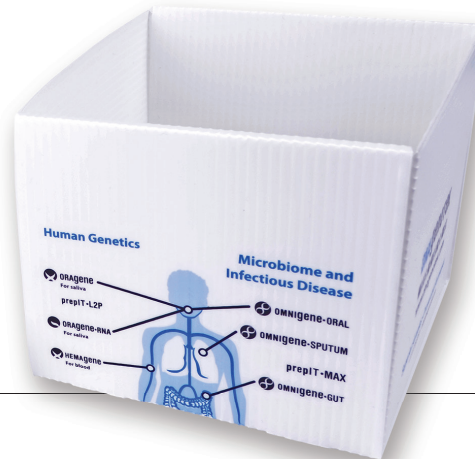
4. Fold one side of the box up and over, locking into place. Repeat on remaining side.



5. Picture of folded box.



Finished assembly



DNA Genetek Inc.  
3000 - 500 Palladium Drive  
Ottawa, ON, Canada K2V 1C2  
Subsidiary of OraSure Technologies, Inc.

Toll-free (North America): 1.866.813.6354  
Tel.: +1.613.723.5757 • Fax: +1.613.723.5057  
www.dnagenetek.com • info@dnagenetek.com  
MK-00532 Issue1/2015-11

**DNA genetek**  
www.dnagenetek.com